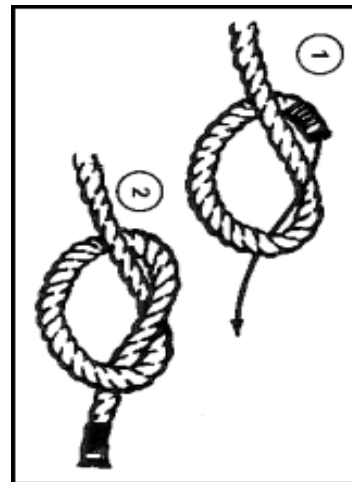


# DORM 2

Use **GREEN** cleaning equipment provided

**ENSURE ALL BAGS, LOST PROPERTY  
& OTHER BELONGINGS ARE REMOVED  
FROM THE DORM**

**USE AN OVERHAND  
KNOT TO TIE ALL  
CURTAINS OPEN**

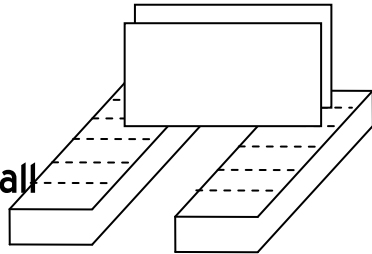


**SWEEP AND REMOVE RUBBISH  
FROM THE GAP BEHIND THE BEDS**

## **STACK MATTRESSES HORIZONTALLY ACROSS BED**

2 mattresses across 2 bed frames

Lean bunk mattresses up against wall



## **SWEEP**

Don't forget to lift up mats by each door and sweep underneath!

## **SWEEP AGAIN!**

Don't forget to lift up bed slats to sweep and remove rubbish underneath!

**WIPE DOWN WALLS, MATTRESSES,  
DOORS ETC. OF ANY DIRT OR MUD**

# **BAG & REMOVE ALL RUBBISH TO APPROPRIATE PLACE**


Please ensure all bags are tied securely



# **REQUEST AN INSPECTION FROM MOEC STAFF**

dreamstime.com

# **MOP FLOORS**



# **SECURE ALL WINDOWS & DOORS**

## **RETURN ALL CLEANING EQUIPMENT**

- 4 x Brooms
- 4 x Brush & Shovels
- 4 x Mops
- 2 x Mop buckets



## **TURN OFF ALL POWER POINTS & LIGHTS**

Please ensure you do not turn off the power points to the modems or invertors for the solar system

## **REQUEST FINAL WALK THROUGH FROM MOEC STAFF**

An adult representative from the cleaning group must be present for this final inspection

Report any damage or issues needing attention during this inspection



## **THANK YOU!**